



Features

- | | |
|--|--|
| ➤ Temperature Input : RTD, mA, Volt | ➤ Low Water Level Input & Door Open Input |
| ➤ %rH Input : mA, Volt | ➤ Optional Serial Communication Port |
| ➤ PID or On-Off Control for Temperature & rH | ➤ Universal supply voltage (90 to 270 VAC) |
| ➤ Compressor Control Output with Time Delay | ➤ 24 VDC Available on Request |
| ➤ Programmable Alarm for Temperature & rH | |

Technical Specifications

Display Specification





Digits	Dual 4 Digits 7 Segment LED Display
LED Indication	DH - Dry Heater Output Status WH - Wet Heater Output Status CP - Compressor Output Status TA - Temperature Alarm Status HA - Humidity Alarm Status WL - Water Level Error Condition AT1 - Temperature Tuning AT2 - %rH Tuning
Height	0.80" PV (White) 0.56" SV (Green)

Input Specification

Temperature Input	RTD - Pt-100 0-20 mA, 4-20 mA, 0-1 VDC, 0-10 VDC
Humidity Input	0-20 mA, 4-20 mA, 0-1 VDC 0-3.3 VDC, 0-5 VDC, 0-10 VDC, RH-20, RH-35
Resolution	1 / 0.1 / 0.01 / 0.001
Accuracy	0.3% FS
Temperature Unit	°C
Sampling Rate	250msec

Keys

4 Controlling keys for configuration and operation

SET 	AT 	ACK2 	ACK1 
---	--	--	--



Make In India



Accurate



Reliable



Affordable



User Friendly

Output Specification

Dry Heater Output	Relay / SSR Drive (factory Set)
Wet Heater Output	Relay / SSR Drive (Factory Set)
Compressor Output	Relay / SSR Drive (Factory Set)
Alarm Output	SSR Drive
Water Fill Output	Relay
Relay	5A @ 250 VAC / 30 VDC
SSR Drive	12 VDC @ 30mA

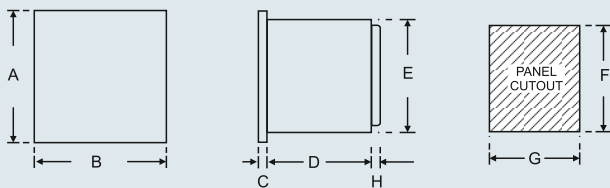
Environmental Specification

Temperature	Operating - 0 to 50°C
Storage	-20° to 75°C
Humidity	95% RH (Non-condensing)
Protection	IP 65 (Front Side)

General Description

Weight (Gms)	150
Enclosure	Molded ABS
Color	Black
Accessories	1 Pair of Mounting clamp
Terminal Cable Size	Barrier Type terminal cable Size (2.5 mm ²)

Mechanical Dimensions



Mechanical Dimensions

Dim Model	A	B	C	D	E	F	G	H
Humi-Temp	96	96	10	65	89	92	92	9

Functional Specification

Control Action	PID Control / ON-OFF
Control Logic	Heat / Cool
Proportional Band	0.5 to 99.9°C
Integral Time	0 to 3600 sec
Derivative Time	0 to 300 sec
Cycle Time	1.0 to 100.0 sec
Output Power Limit	0 to 100%
Compressor Delay	0 to 500 sec
Compressor Function	Auto / ON / OFF
Alarm Modes	Low / High / Deviation / Band
Digital Input 1	Water Level
Digital Input 2	Door / Alarm Acknowledge
Serial Communication	RS-485 / Half Duplex
Protocol	Modbus RTU
Excitation Voltage	5V / 10V / 12V / 24V (Jumper Selectable)

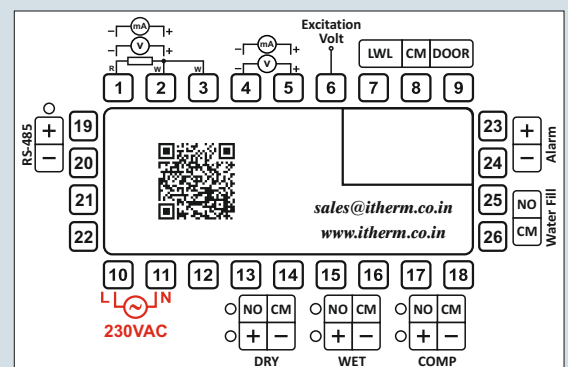
Auxiliary Supply Specification

Supply Voltage	90 - 270 VAC (24 VDC Available on Request)
----------------	---

Certification

None

Terminal Diagram



Order Code : Humi-Temp

Size	O/P1 - Dry	O/P2 - Wet	O/P3 - Comp	O/P4 - Alarm	O/P5 - LWL	Communication	Excitation	Supply
9 (96X96X65)	0 (None)	0 (None)	0 (None)	0 (None)	0 (None)	0 (None)	05 (05 VDC)	A(90~270 VAC)
	R (Relay)	R (Relay)	R (Relay)	2 (SSR)	1 (Relay)	B (RS-485)	10 (10 VDC)	D (24 VDC)
	2 (SSR)	2 (SSR)	2 (SSR)		2 (SSR)		12 (12 VDC)	
							24 (24 VDC)	

Example : Humi-Temp-111-21B-24A

Size	O/P1 - Dry	O/P2 - Wet	O/P3 - Comp	O/P4 - Alarm	O/P5 - LWL	Communication	Excitation	Supply
9	1	1	1	2	1	B	24	A
9 (96X96X65)	1 (Relay)	1 (Relay)	1 (Relay)	2 (SSR)	1 (Relay)	B (RS-485)	24 (24 VDC)	A(90~270 VAC)

Temperature Input

Sensor Input	Range	Resolution	Accuracy
Pt-100 (RTD)	-100 ~ 450°C	1°C	±1°C
Pt-100 (RTD.1)	-99.9 ~ 450.0°C	0.1°C	±0.3°C
0 ~ 20 mA	-1999 TO 9999	1 / 0.1 / 0.01 / 0.001°C	± 0.1 % of Full Scale
4 ~ 20 mA	-1999 TO 9999	1 / 0.1 / 0.01 / 0.001°C	
0 ~ 1 VDC	-1999 TO 9999	1 / 0.1 / 0.01 / 0.001°C	
0 ~ 10 VDC	-1999 TO 9999	1 / 0.1 / 0.01 / 0.001°C	

Humidity Input

Sensor Input	Range	Resolution	Accuracy
0 ~ 20 mA	-1999 TO 9999	1 / 0.1 / 0.01 / 0.001	± 0.1 % of Full Scale
4 ~ 20 mA	-1999 TO 9999	1 / 0.1 / 0.01 / 0.001	
0 ~ 1 VDC	-1999 TO 9999	1 / 0.1 / 0.01 / 0.001	
0 ~ 3.3 VDC	-1999 TO 9999	1 / 0.1 / 0.01 / 0.001	
0 ~ 5 VDC	-1999 TO 9999	1 / 0.1 / 0.01 / 0.001	
0 ~ 10 VDC	-1999 TO 9999	1 / 0.1 / 0.01 / 0.001	
RH20	0.0 to 100.0	1 / 0.1 / 0.01 / 0.001	
RH35	0.0 to 100.0	1 / 0.1 / 0.01 / 0.001	